


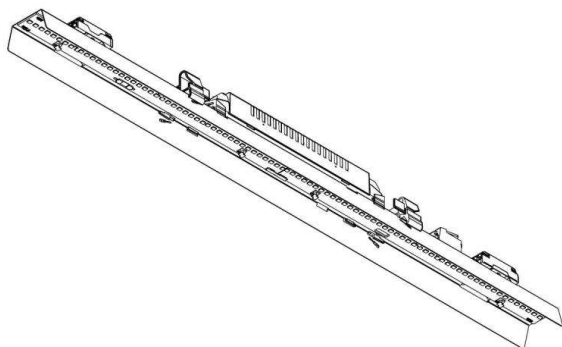
LOG 50

715-0707114243040

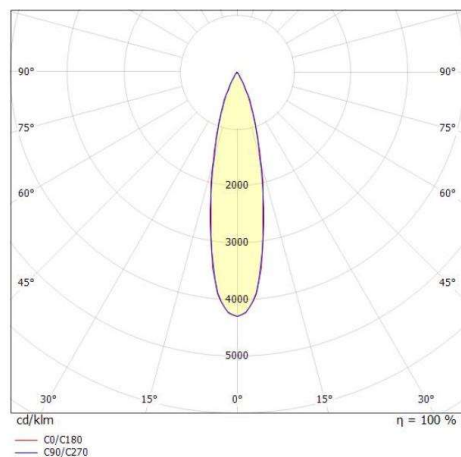
LOG 50 SPOT EINSATZ LIGHT INSERT made of aluminium, silver, similar to RAL 9006, high-efficiently vacuum deposited synthetic reflector beam 24°, light output direct, with converter, max. 450mA, dimmability: not dimmable, through wiring 3x1,5mm², IP20



DRAWING



LIGHT DISTRIBUTION CURVE



TECHNICAL DETAILS

System perform. [W]	18
Bulb type	LED
Luminous flux [lm]	1520
Current sec. [mA]	450
Colour temp. [K]	2700K
CRI	PREMIUM>90
Optics	vacuum deposited synthetic reflector
Designer	INHOUSE
Converter	with converter
Dimming	not dimmable
Light output	direct
Beam angle [°]	24°
Voltage [V]	220-240V 50/60Hz
Through wiring	3x1,5mm²
Material	aluminium
Length [mm]	843
IP protection class	IP20
Voltage class	protection cl. I
Net weight [kg]	2,43
Color lamp	silver
RAL	9006
EAN-Number	9010506374551
Lifetime [h]	L80 B10 50 000
Energy efficiency cl.	E
No. of luminaires B16A	50



The values are rated values. Power and luminous flux are initially subject to a tolerance of +/- 10%. Colour temperature tolerance: +/- 150 K. The values apply to an ambient temperature of 25°C unless otherwise specified.